

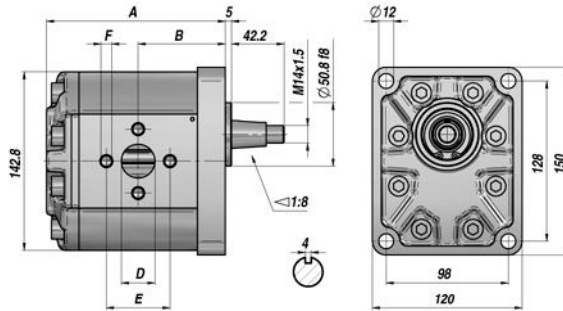

PS3-A

POMPA AD INGRANAGGI
GEAR PUMP
ZAHNRADPUMPE

GR. 3

STANDARD EUROPEA BASE Ø50,8
STANDARD EUROPEAN Ø50,8 FLANGE
EUROPÄISCHER STANDARD - FLANSCH Ø50,8

ALBERO CONICO 1:8
1:8 TAPER SHAFT
KEGELWELLE 1:8



Codice Code Bestell-Nr.	Tipo Type Typ	cm ³ /giro cm ³ /rev cm ³ /U	P MAX bar		giri/min rpm - U/Min.		A	B	IN D x E x F	OUT D x E x F	kg
			P1	P3	MAX	MIN					
PG39019*0011000	PS3-A 19 * 10N	19.00	250	300	3500	700	128,30	62,40	Ø27x51xM10	Ø19x40xM8	5,23
PG39022*0011000	PS3-A 22 * 10N	22.30	240	290	3500	700	131,30	63,90	Ø27x51xM10	Ø19x40xM8	5,36
PG39029*0011000	PS3-A 29 * 10N	29.30	220	260	3300	700	137,30	66,90	Ø27x51xM10	Ø19x40xM8	5,64
PG39033*0011000	PS3-A 33 * 10N	32.90	220	260	3300	700	140,30	68,40	Ø27x51xM10	Ø19x40xM8	5,78
PG39036*0011000	PS3-A 36 * 10N	36.40	210	250	3300	700	143,30	69,90	Ø27x51xM10	Ø19x40xM8	5,91
PG39044*0011000	PS3-A 44 * 10N	43.50	200	240	3000	700	149,30	72,90	Ø27x51xM10	Ø19x40xM8	6,19
PG39052*0011000	PS3-A 52 * 10N	51.70	200	240	3000	700	156,30	76,40	Ø27x51xM10	Ø19x40xM8	6,50
PG39062*0011000	PS3-A 62 * 10N	61.10	180	200	2500	700	164,30	80,40	Ø27x51xM10	Ø19x40xM8	6,87

*1 = ROTAZIONE SINISTRA-ANTICLOCKWISE-LINKSDREHUNG

P1 = PRESSIONE MAX. DI ESERCIZIO - MAX. WORKING PRESSURE - MAX BETRIEBSDRUCK

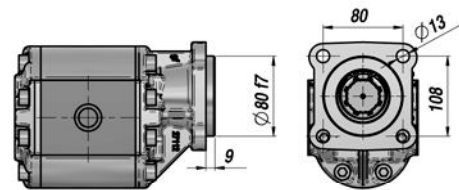
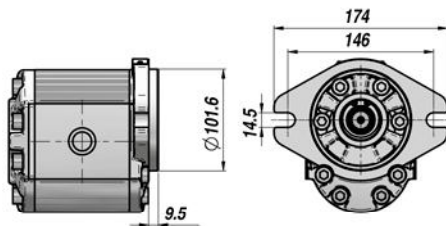
*0 = ROTAZIONE DESTRA-CLOCKWISE-RECHTS-DREHUNG

P3 = PRESSIONE MAX. DI PICCO - MAX. PEAK PRESSURE - HÖCHSTDRUCK

FLANGE DISPONIBILI - AVAILABLE FLANGES - VERFÜGBARE FLANSCH




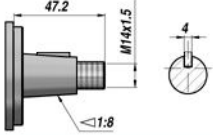
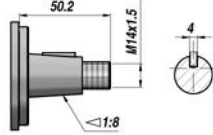
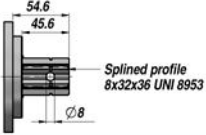
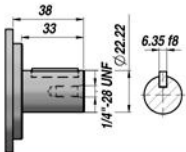
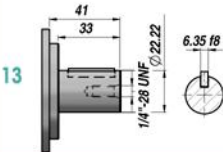
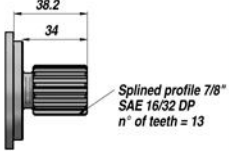
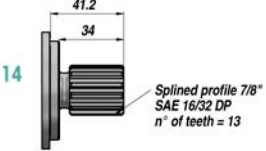
SAE-B

ZFC

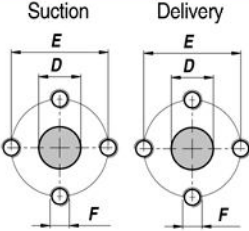
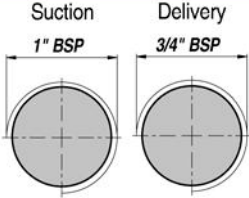
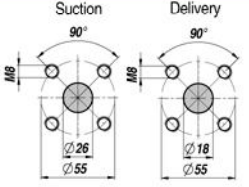
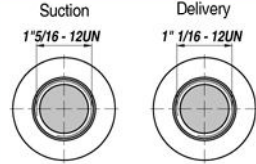
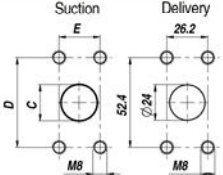


A RICHIESTA - ON REQUEST - AUF ANFRAGE:

PS3-G = BASE STANDARD EURO Ø50,8 E COPERCHIO IN GHISA - CAST IRON ST. EURO Ø50,8 FLANGE AND COVER - EUROPÄISCHER STANDARDFLANSCH Ø 50,8 u. DECKEL AUS GUSS

EURO	SAE-B	ZFC		
				
<p>10</p> 	<p>10</p> 	<p>24</p> 		
<p>13</p> 	<p>13</p> 			
<p>14</p> 	<p>14</p> 			

CONNESSIONI - CONNECTIONS - ANSCHLÜSSE

N (EURO)	G (GAS)	T (BOSCH)	W (UNF)	F (SAE)
<p>Suction Delivery</p> 	<p>Suction Delivery</p> 	<p>Suction Delivery</p> 	<p>Suction Delivery</p> 	<p>Suction Delivery</p> 

DIMENSIONI = VEDI PAG.08

C = 27 D = 52.4 E = 26.2 (cm³ 19 ÷ 36)